

HOME
easy

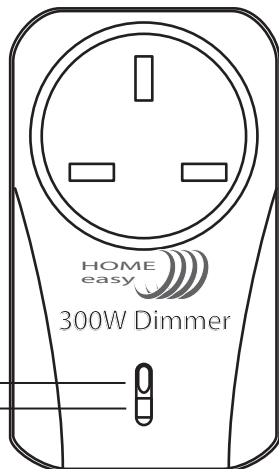


RE-INVENTING THE HOME

HE-202 Additional Dimmer Socket

The HE-202 Dimmer Socket is an expansion unit for the HomeEasy range of products and is designed to work with all HomeEasy remote controls.


Learn Button
LED



Product Operation:

Pairing with Remote Control:

Up to Six remote control units can be paired with each receiver socket or module. To program a socket insert the unit into a plug socket and switch on the power, now press the "Learn" button. The LED will start to flash, now press the selected "On" button on the remote control, the LED will stop flashing. The units are now paired together, you can test this by pressing the selected "On/Off" button



Always refer to the original instruction when using with additional products.

Deleting Remote Control:

To delete a remote control that has been paired with a HE202 receiver socket, simply press the "Learn" button. The LED will start to blink; press the "Off" button on the remote control, the LED will blink twice to confirm that the remote control has been removed from the receiver sockets memory.

V1.0

Remote Socket reset:

To delete all the remote control units from the memory of the receiver socket, hold the "Learn" button for more than 6 seconds, the LED will start to blink continuously. Press and hold the "Learn" button again, the LED will blink twice to confirm that all paired remote controls have been deleted from the receiver sockets memory.

Dimming Receiver Sockets :

1. Using a paired remote control, Press the "On" button and press "On" again. The unit will start the dimming cycle.
Never exceed 300W maximum load.
2. To set the receiver socket at the required level, press the "On" Button. press "Off" to switch the receiver off.

Product Specification:

Remote Control: HE-202
Input: 230V ~50Hz
Range: 30 Metres (Open Distance)
Frequency: 433.92MHz
Max Load: 300W (Incandescent)
Indoor Use Only

Warning: Never Exceed the Product Specification

Contact:

C H Byron
34, Sherwood Rd
Aston Fields
Bromsgrove
B60 3DR

Helpline: 0845 2301 231

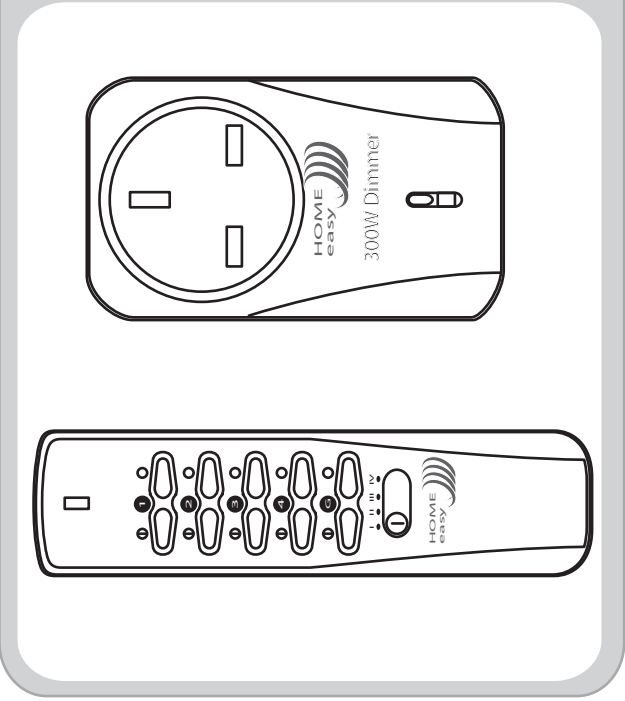
Tel: 0845 2301231
Fax: 01527 557701
Web: www.chbyron.com
E-mail: support@chbyron.com

Byron		433MHz					
R&TTE APPROVED		CE 0560					
A	✓	IRL	✓	UK	✓	M	✓
B	✓	L	✓	BG	✓	N	✓
DK	✓	NL	✓	CZ	✓	SK	✓
FIN	✓	P	✓	EST	✓	SLO	✓
F	✓	E	✓	H	✓	CH	✓
D	✓	S	✓	IS	✓	PL	✓
GR	✓		✓	LV	✓	RO	✓
LT	✓						

CH Byron Electrical United Kingdom. www.chbyron.com

HOME easy

Quick Guide



Remote Control Not Included

